

Data sheet | Item number: 206-1204

Variocrimp 4 crimping tool; for insulated and uninsulated ferrules; 24 ... 12 AWG

www.wago.com/206-1204



Item description

Note:

Application Notes

- With "Variocrimp 4," the built-in crimping pressure control automatically adjusts force to the conductor cross-section used.
- Only one crimping station is needed to handle the specified conductor range.
- Uniform, compact crimping all four sides for high conductor retention.
- No need to center the ferrules into the terminals.
- Crimping can be performed from either side (for left- or right-handed users).
- Built-in ratchet mechanism ensures gas-tight crimp connection.
- Crimping tools open automatically after crimping operation is complete.
- Ergonomically designed handles.

What is a "gas-tight" connection?

In a gas-tight connection, the conductor and the ferrule are compressed, eliminating all spaces. Under normal atmospheric conditions, neither a liquid nor gaseous medium can penetrate the crimped connection.

Subject to changes. Please also observe the further product documentation!

WAGO Corporation
Germantown, WI 53022
Phone: 1-800-DIN-RAIL (346-7245) | Fax: (262) 255-6222
Email: info.us@wago.com | Web: www.wago.us

Do you have any questions about our products?
We are always happy to take your call at (262) 255-6222 or 1 800-DIN-RAIL.



Oxidation between crimped single conductors is prevented, virtually eliminating the possibility of any increase in the crimped connection's resistance. In some exceptional cases, minute, isolated spaces may be present. However, these instances can be considered as closed off due to the twisted conductor.

Inadequate crimping can allow the conductor to be pulled out of the connection. Hollow spaces also remain, permitting oxidation formation and an increase in contact resistance.

Elevated resistance is detrimental for both signal transmission (signal flow is damped) and power transmission, resulting in power loss and contact heating (risk of fire).

Crimping tools with built-in ratchets are recommended (e.g., **WAGO Crimping Tools**). These tools open automatically after the crimping operation is complete. Space-saving crimping from all four sides is ideal for spring clamp termination.

Ferruled conductor cross-sections specified for WAGO products are based on this crimping method.

Data

Technical data

Main product function	Crimping tool
-----------------------	---------------

Material data



Weight	496.6 g
--------	---------

Commercial data

Packaging type	BOX
Country of origin	DE
GTIN	4055143868594
Customs tariff number	8203206060

Optional accessories

Tools

	Item no.: 206-1205 Retaining spring; for 206-1204 Variocrimp 4 crimping tool	www.wago.com/206-1205
	Item no.: 206-1206 Ratchet spring; for 206-1204 Variocrimp 4 and 206-1216 Variocrimp 16 crimping tools	www.wago.com/206-1206

Downloads

Environmental Product Compliance

Compliance Search

Subject to changes. Please also observe the further product documentation!


WAGO Corporation
Germantown, WI 53022
Phone: 1-800-DIN-RAIL (346-7245) | Fax: (262) 255-6222
Email: info.us@wago.com | Web: www.wago.us

Do you have any questions about our products?
We are always happy to take your call at (262) 255-6222 or 1 800-DIN-RAIL.


Environmental Product Compliance 206-1204

Variocrimp 4 crimping tool; for insulated and uninsulated ferrules; Crimping range:
0.25 to 4.0 mm²

Installation Notes



Insert the ferruled conductor into the crimping station.



Squeeze handles until ratchet mechanism is released.

Subject to changes. Please also observe the further product documentation!

WAGO Corporation
Germantown, WI 53022
Phone: 1-800-DIN-RAIL (346-7245) | Fax: (262) 255-6222
Email: info.us@wago.com | Web: www.wago.us

Do you have any questions about our products?
We are always happy to take your call at (262) 255-6222 or 1 800-DIN-RAIL.